

Toilets.com

Porta John® Sanitation Products

- Section One: Sani-Jon® Portable Toilets **Slides 2 to 9**
- Section Two: Green John® Portable Toilets **Slides 10 to 13**
- Section Three: Folding Portable Toilet **Slides 14 to 16**
- Section Four: Handicap Products **Slides 17 to 20**
ADA Compliant - Shower & Change Room – Shower & Toilet
- Section Five: Specialty Products **Slides 21 to 31**
Uncle Jon & Mini Flush – Toilet Deodorizer – Hand Wash Stations –
Holding & Water Tanks - Flat Floor – Camouflage Unit
- Section Six: Pumping Systems **Slides 32 to 34**
- Section Seven: Eyewash Stations - Decontamination Shelters – Health and
Safety Shelters **Slides 35 to 39**
- Section Eight: Single & Multiple Stall **Slides 40 to 56**
Comfort Stations

Sani Jon® Product Line

Section One

Model SJHD 450 Sani Jon® Portable Toilet Chassis Slides 3 to 9

Sani Jon® Single & Double Trailer Mounted Units Available Slide 3

Ships 75% Assembled - 80 to a 40' Shipping Container

Construction Features Slide 4

Model SJSPCS 600 Comfort Station Slide 5

Model SJSDCS 520 Comfort Station Slide 5

300 Gallon (U.S.) - (1,200 Liters) Holding Tank Slide 5

Trailer Mounted SJHD 450T and SJSDCS 520 Slide 6

Sani Jon® SJHD 450DV Dump Your Own Slide 7

Sani Jon® Portable Shower Model SJHDS 139 Slide 8

Sani Jon® SJHD 450SI Portable Toilet & Internal Sink Slide 9

All Prices Will Be Quoted Plus Freight
Quantity Pricing Available

Toilets.com™, Inc. featuring Porta John® Brand Products Ph. 800-521-6310 (US) Ph. 1-586-739-4611 (Int'l)

E-Mail: info@toilets.com™ Web Page: www.toilets.com™

Sani Jon® Model SJ 450 Product Line



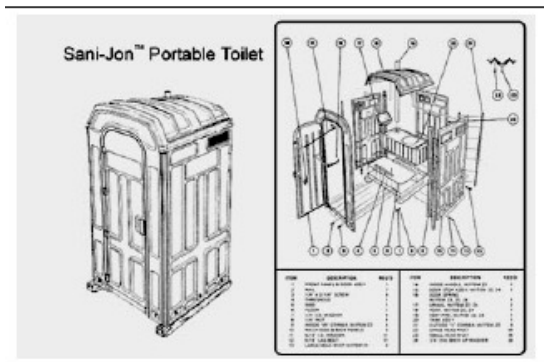
Exterior



Interior



Trailer Mounted




Roomy, Pleasing to the Eye
Perfect for Bulky Clothes Work Sites
Patented Design
Double Aluminum Clad Edges

44" x 44" x 89" at the Low Point
112cm x 112cm x 226cm at the Low Point
94" (239cm) High at the Highest Point
Weight: 218 lbs – 65.4 Kilos

Model SJ 450 Construction Features




**Outside Aluminum
Corners for Long Life**



**Inside Aluminum Corner
for Durability**

Flip top For Complete Tank Cleaning ...Allows Inspection of the Entire Tank



Complete Access to The 68 Gallon Holding Tank For:

Cleaning and Disinfecting
Easy Removal of Trash
Easy Safety Inspection and Removal of...Trash.

Conversion to Comfort Station



Model SJSDCS 520
Ceramic Bowl & Sink

Water Source:

Garden Hose

Water Tank

Hard Plumbing

Waste Removal:

Holding Tank

Mains

Septic Tank



Model SJSPCS 600
Ceramic Bowl & Sink
Finished Interior Walls



300 Gallon (1.13cm)
Waste Tank

Sani Jon® Model SJHD 450T Trailer Mounted Models



SJSDCS 520 Self Contained Mobile Comfort Station

Trailer Mounted Comfort Station



SJHD 450 Trailer Mounted Portable Toilet



Sani-Jon® Dump Your Own Model SJ 450D



Dump Valve Closed



Dump Valve Open

3" (7.62cm) Dump Valve mounted to under-section of Sani-Jon®. Ideal for remote locations.

Sani Jon® Stand-Alone Portable Shower

Model SJHDS 139



Translucent Roof – Linoleum Floor – Coat Hooks – Hot & Cold Faucets - Plumbed for Hot and Cold Water - Can Utilize Central Hot Water System – Can be Shipped With or Without Front Step – Completely Assembled
2" (5.08cm) Drain – 4" (10.16cm) x 6" (15.24cm) Treated Wood Runners
Inside Dimensions: 44" (1.11m) x 44" (1.11m) x 91" (2.31m) High
Options
Inline 220v Tankless Water Heater

Sani Jon® Portable Toilet and Sink Combination

Sink Waste Water Exits to the Holding Tank
Sink Replaces the Urinal



Model SJHD 450SI

Dimensions: 44" x 44" x 89"

70 Gallon (265L) Holding Tank

12 Gallon (48L) Sink

Ships 60 in a 40' Container

Foaming Hand Soap - 9" Toilet Roll – Hand Towel
Dispensers are Included

Green John® Product Line

Section Two

Model GJ 350 Green John® Portable Toilet

Slide 11

Ships 80% Assembled - 100 to a 40' Shipping Container

Model GJ 350T Single Portable Toilet Trailer Mounted

Slide 12

Model GJ 350SI Portable Toilet & Internal Sink

Slide 13

Sink Waste Water Exits to the Holding Tank

Sink Replaces the Urinal

Green John® Product Line



Model GJ 350

Exterior



One Piece Aluminum
Door Frame

2" (5.08cm) Aluminum Corners
Ease of Loading
Cost Efficient Transportation

Economical, Attractive
Designed for Low Maintenance
Light-Enhancing Translucent Roof
41" (1.04m) x 41" (1.04m) x 80" (2.03m)
176 lbs. (79.83 kilo)



Interior Views



Model GJCS260



Flat Floor Model

Green John® Trailer Mounted Portable Toilet



Options: Dump Valve - Internal Sink – External Sink

Green John® Portable Toilet and Sink Combination



Model GJ 350SI
Dimensions: 41" x 41" x 80"
65 Gallon (245L) Holding Tank
12 Gallon (48L) Sink

Ships 70 in a 40' Container



**Foaming Hand Soap - 9" Toilet Roll – Hand Towel
Dispensers are Included**

Original Folding Portable Toilet Model FPT 300

Section Three

Toilets.com™, Inc. featuring Porta John® Brand Products Ph. 800-521-6310 (US) Ph. 1-586-739-4611 (Int'l)
E-Mail: info@toilets.com™ Web Page: www.toilets.com™

Folding Portable Toilet



Toilet of Choice
for Olympic
Games




Inside View



Ships Completely Assembled
in a Folded Position

Deploys and Refolds in Less
Than 3 Minutes

Ships 140 to a 53' Semi
Trailer or Stores and Ships
100 Fully Assembled in a 40'
Shipping Container



Ship One



Ship Twelve

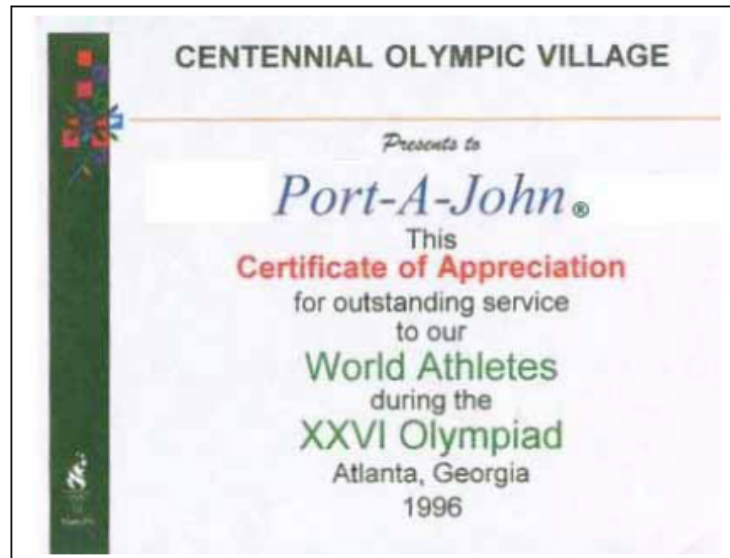


or - Ship 140

References

References For Our Products and Services

We were the exclusive sanitation manufacturer and service company for the **1996 Summer Olympic Games in Atlanta, Georgia; Woodstock '99 in Rome, New York; Air Shows; the 2003 Phish Concert in Lewiston, Maine; the 2004 Phish Concert in Newport, Vermont; 15 years as the Sanitation Contractor for the New Orleans Mardi Gras; most natural disasters from 1973 to the present; plus over one hundred thousand** smaller events over the last 40 years.



During the 1996 Olympic Summer Games in Atlanta, Georgia our Porta John® Original Folding Portable Toilets were used exclusively.

Handicapped Products

Section Four

ADA Compliant Single Stall Building

[Slide 18](#)

Wheelchair Accessible Portable Toilet

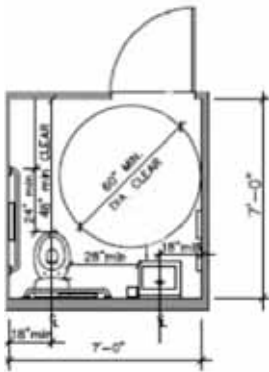
Model WCA 700 Drop Tank Handicapped Toilet

[Slide 19](#)

Model 4000 Shower and Toilet Combination

[Slide 20](#)

Model SBADA 7777 ADA Compliant



Model SBADA 7777

Dimensions: 7' x 7' x 7.5'

Dimensions Meters (2.134m x 2.134m x 2.286m)

www.ADAComfortStation.com

Steel Frame/Tine Ports
Laminate Wood Flooring

Ceramic Sink

Ceramic P-Trap Toilet

ADA Compliant

60 AMP Electric Service

Exhaust Fan/Switch

AC/Heat Combo Unit

Soap Dispenser

Paper Towel Dispenser

Inside Door Lock

300 Gallon Holding Tank

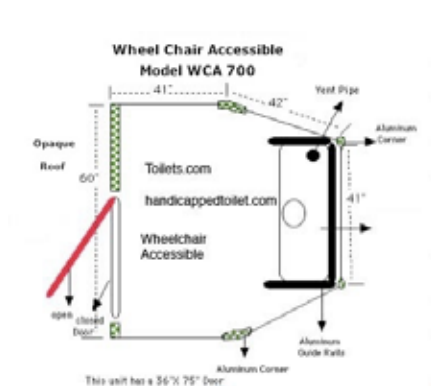
(Includes Automatic Shut off Faucet)

Patents Issued and Pending

Toilets.com™, Inc. featuring Porta John® Brand Products Ph. 800-521-6310 (US) Ph. 1-586-739-4611 (Int'l)

E-Mail: info@toilets.com™ Web Page: www.toilets.com™

Handicap Product Line – Wheelchair Accessible



Drawing of Model WCA 700



Model WCA 700



Inside View of Model WCA 700

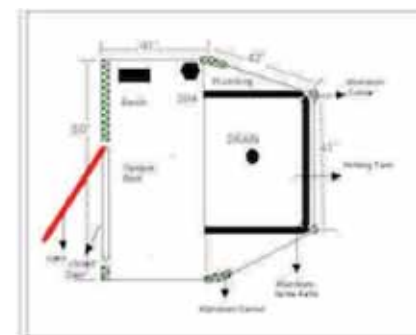


Model SCR 369 Shower and Change Room

Shower and Change Room

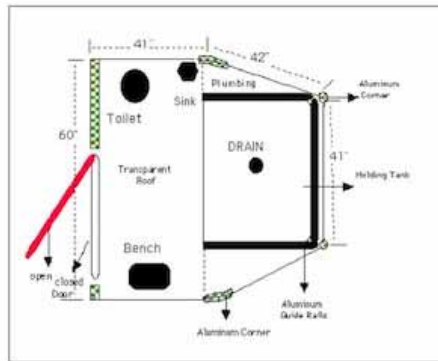
Both Model WCA 700 Wheelchair Accessible Portable Toilet and the Model SCR 369 Shower offer sufficient room for a second person to render assistance to a disabled user.

Graffiti Resistant Walls



Drawing of Model SCR 369

Shower and Toilet Combination Model 4000



Dimensions:

83" (2.10m) Long x 60" (1.52m) Wide

Has opaque roof and can function with central or individual 220v tankless water heater.

Graffiti Resistant Walls



Specialty Products

Waterless Toilets – Toilet Deodorizer - Hand Wash Stations

Section Five

Uncle Jon® UJ 900 Waterless Toilet
Case of 8 Refill Cartridges 30 Flushes per Cartridge

Mini Portable Toilet (15 Gallons – 60 liters) - [Slide 22](#)

EMJ 2075 Portable Toilet Deodorizer Slides [23 to 25](#)

Hand Wash Stations [Slides 26 to 29](#)

Model FPHW 4545 Dual Hand Wash Station Hand Sanitizer Stations with Storage
[Slides 26 to 28](#)

Fresh Water Hand Wash Included in All of our Patented Comfort Stations

Fresh and Waste Water Holding Tanks [Slide 30](#)

300 Gallon (1,200 Liter) Water & Waste Tanks Portable Toilet 65 Gallon (260 Liters)

Waterless Toilet and Recirculating Flush Toilet

Uncle Jon Dry-Flush Toilet

- Sanitary
- Lightweight
- Reliable
- Durable
- Time-Saving
- Spill-Proof
- Sturdy
- Easily Emptied
- Odorless
- A Clean Bowl With Each Flush



THE SECRET IS THE PLASTIC SLEEVE CARTRIDGE

No water, chemicals or complicated mechanism. The cartridge hidden under the seat does the work. After approximately 30 flushes, the waste storage container in the base of the unit, and its contents, can be disposed of easily.



OUR RE-CIRCULATING **MINI FLUSH** UNIT CAN BE INSTALLED IN A TRAILER OR REMOTE WORK SITE IN PLACE OF A PORCELAIN TOILET

- 15 gallon capacity
- Polyethylene Construction
- Dimensions:
23" (58.4cm) wide x 24.5" (62.2 cm) deep x
21.75" (55.2 cm) high
- Weight - 20 lbs

Support Products - Deodorizers

Deodorizer Concentrate Mix

Mix One (1) Part Deodorizer to One Hundred (100) Parts Water

Our EMJ2075 proprietary portable toilet deodorizer mixes one part deodorizer to one hundred parts water. Five to seven gallons of the deodorizer mix (depending on the temperature- more needed in hotter weather) is then added to each portable toilet before initial use and at each subsequent service.

After tank is evacuated, one gallon of the EMJ2075 deodorizer mix should be poured through the urinal into the holding tank, extra deodorizer can be used to clean all surfaces.

The EMJ2075 deodorizer can be shipped in 55 gallon drums, five gallon pails or single gallons. The five gallon pails can be shipped inside the portable toilet holding tanks, greatly reducing freight costs.



EMJ2075

Wild Cherry

Portable Restroom Deodorizer
CONCENTRATE

MIXING AND USE DIRECTIONS

EMJ2075-F masks the odor in portable toilet holding tanks. Use in 5 gallons (20 liters) of water, leaving behind a fresh scent. Our deodorizer will keep a constant deep blue color. The resulting solution can also be used to clean and deodorize the entire unit.

Use the method that works best for you:

<u>Heat/Traffic</u>	<u>RTU Mix</u>	<u>Conc Use</u>
Moderate & Low-Medium	3 - 6 oz (90-180 ml)	1 - 3 oz (30-90 ml)
Moderate & Heavy	4 - 8 oz (120-240 ml)	1 - 4 oz (30-120 ml)
Extreme & Low-Medium	4 - 8 oz (120-240 ml)	1 - 4 oz (30-120 ml)
Extreme & Heavy	8 - 12 oz (240-360 ml)	3 - 8 oz (90-240 ml)

DISPOSAL AND STORAGE

- Triple rinse container.
- Dispose of in sanitary landfill or by method approved by state and local authorities.

DO NOT CONTAMINATE WATER, FEED OR FOOD

ALWAYS KEEP CONTAINER CLOSED WHEN STORED Made in The USA

Portable Restroom Deodorizer - CONCENTRATE



The mixing ratio of our handy one gallon container of our EMJ 2075 Deodorizer is 1 to 100 and will work in RV and/or portable toilets.

Please feel free to E-mail:

[info@toilets.com™](mailto:info@toilets.com)



Two 5 gallon pails can ship in any of our portable toilet holding tanks. The deodorizer mixing ratio is 1 to 100 gallons of water.

To request a quote please E-mail:

[info@toilets.com™](mailto:info@toilets.com)



When ordering with a portable toilet purchase, we ship 1 drum in 11 - 5 gallon pails at the drum price. This reduces the freight cost by reducing the cu. ft. The deodorizer ratio is 1 to 100 gallons of water. To request a quote please E-mail:

[info@toilets.com™](mailto:info@toilets.com)

www.HandWashStations.com



Model 4545S
Dual Hand Wash Station



Hand Sanitizer Stand
with Storage



Ceramic Sinks
and running Water

Hand Sanitizers



The hand sanitizer dispensers will accommodate either 1,000ml or 800ml refills.

We offer both alcohol and non alcohol gel and foaming hand sanitizer dispensers.

We also offer both hand operated and automatic dispensers.

Hand Sanitizer Stand



On Site Storage for
Four Dispensers



Portable – Can Be
Anchored to Wall or Ground

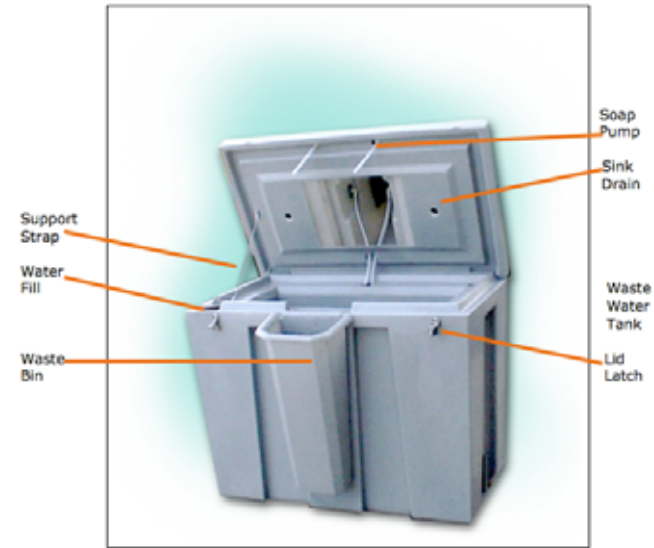


Dispenser with
Attached Mounting
Bracket

Fresh Water Hand Wash Station



Paper Towel Dispenser



Model FPHW 4545

The dimensions of the dual sink unit are:

48" (1.21m) x 24" (.60m) x 48" (1.21m)
30" (.76m) sink Level)

Weight is 104 pounds (47.7 kilo)

Fresh Water Capacity: 45 Gallons (173 L)

Waste Water Reservoir: 45 Gallons (173L)



Waste and Fresh Water Holding Tanks

Dimensions: 18" (.46) high x 84" (2.13m) long x 48" (1.22m) wide
Capacity: 300 U.S. Gallons / 1,200 Liters

Made of durable, long-lasting roto-cast polyethylene. Can be plumbed in any configuration to meet field needs. During the 1996 Olympic Games in Atlanta, Georgia, twenty of these tanks were plumbed together to form a 6,000 gallon reservoir.



Model FPT 300 Holding Tank Open Flip Top. - Step One: Inspect & Clean Inside of Flip Top Lid. Step Two: Vacuum and Inspect and Clean Entire Tank. Step Three: Wash Down All Surfaces with Chemical Solution.



300 Gal. (1,200 Liters)
Water Tank

Flat Floor and Camouflage Shelters



SJHDF 450



GJFF 350



WCAFF 700



Hunters Special HSR 300

Flat Floor units can be used for Ticket Booths, ATM Machines, Equipment Shelters, Storage, etc.



HSRFF 300

Toilets.com™, Inc. featuring Porta John® Brand Products Ph. 800-521-6310 (US) Ph. 1-586-739-4611 (Int'l)

E-Mail: info@toilets.com™ Web Page: www.toilets.com™

Pumping Systems

Section Six

We can manufacture pumping systems from 300 waste/100 water to 900 waste/300 water that are not truck specific.

Let us know your needs and we can build systems that will fit.


Pump & Tank Equipment Part 1



One Piece Pump System Platform for Easy Mounting



This unit can pump, power wash and replenish chemical from both sides.



Pump & Tank Equipment - Part 2



The combined pump and chemical system is **NOT** truck (lorry) specific. These pumping systems are designed to be placed on any truck or trailer and shipped via standard shipping methods. This system has proven very effective in providing sanitation services for military and natural emergencies.

Decontamination Building - Eye Wash Stations and/or Safety Shower

Section Seven

Patents Issued and Pending

Our www.HealthandSafetyShelter.com are designed to offer both safety and regulatory compliance in a a cost efficient manner.

All of the Decontamination Shelters, Health and Safety Shelters and the Eyewash Stations can be made compatible to the particular environmental conditions of any worksite.

Environmental shelters are offered by quotation. Please feel free to contact (Earl Braxton 800-521-6310 {US} 586-739-4611 {Int'l}) with your questions

Decontamination Shelters



Decontamination Building Safety Shower or Eye Wash Station

Internal Dimensions: 48" x 48" x 96"
1.2m x 1.2m x 2.4m
Multiple Skylights
Recycled Plastic Floor
External and Internal Lock
No Maintenance
Can be Either Portable or Permanent
Immediate Water Run-Off
Heavy Duty
Electrical Service Option
Optional Stand Alone Shower System
Optional Pressure Operated Water System



These onsite Decontamination Buildings are designed with flexibility in mind which will allow modification to meet most any specification. Regulation compliance need not be a budget breaker. With our decontamination shelters, cost can be controlled.

Two Person – www.DeconShelter.com

Unrestricted Access



Multiple Person Fast Access Decontamination Building

Internal Dimensions: 60" x 84" x 42"

1.5m x 2.1m x 1.06m

Translucent Roof

Recycled Plastic Floor

Open Immediate Access

No Maintenance

Can be Either Portable or Permanent

Immediate Water Run-Off

Heavy Duty

Electrical Service Option

Optional Stand Alone Shower System

Optional Pressure Operated Water System



Safety and Hygiene Station is designed to work in conjunction with our patented Comfort Station (#6721957). This system is designed to meet or exceed health and safety job site regulations.

Pump system will be constantly tested with the hourly use of the attached Comfort Station fixtures.

Water Pressure Pump System



Ground Level

First Aid Supplies

Eliminates the Need for Portable Toilets

Bolt-on Capabilities

Can Be Combined with a Cooling Structure or Trailer.

Pump plumbing can be directed to drain the decontamination shelter waste water holding tank.



Drinking Fountain Waste Water Drains Into Waste Tank or on The Ground

Door (entrance cover) is Removed During Working Hours and Replaced with Plastic Strips



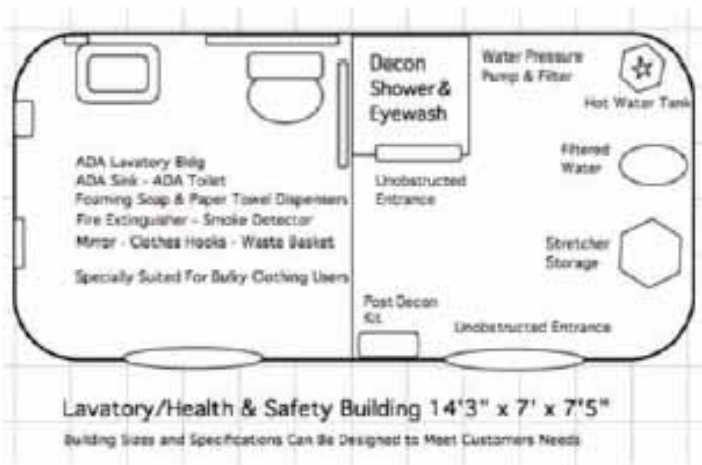
www.HealthandSafetyShelter.com

This shelter is used in tandem with our patented Comfort Station.

Decontamination Shelters can be used in any application either behind – incorporated inside – or on either the left or right side of the Comfort Station.

Patents Issued and Pending

Two Stall Lavatory Building - ADA Compliant Lavatory Decon Shelter - Mobility



Building has up to 4 tie ports for maximum mobility.

Plumbing Information:

Decontamination Shower utilizes a metered water source and a free-standing waste water holding tank for the water runoff. The waste water holding tank is plumbed to the shower separately and is sealable and exchangeable.

Water Pressure Pump allows for directional control of the water flow. This will allow for additional water to be directed to the Decontamination Shower.

Constant System Testing by the use of the fresh water hand wash and fresh water flush toilet in the Lavatory/Health & Safety Building, means that the operational integrity is being tested on a continuous basis.

Patents Issued and Pending

COMFORTSTATIONS.COM

Presentation by www.Toilets.com

Section Eight

This Presentation Introduces and Explains the PortableRestrooms.com Products - Single Stall Patented Comfort Stations, Multiple Stall Lavatory Buildings, Basic Shower Models, ADA Compliant and Flat Floor Models.

Please take the time to view or comment on our products at our Web Site www.Toilets.com[™] or feel free to contact me (Earl Braxton 800-521-6310 {US} 586-739-4611 {Int'l}) with your questions.

Patents Issued and Pending Licensed to Toilets.com[™]

From time to time WWW.TOIL.ETS.COM will make changes to our product line that may not be reflected in our literature. This is in keeping with our policy to continually improve our products.

Toilets.com[™], Inc. featuring Porta John[®] Brand Products Ph. 800-521-6310 (US) Ph. 1-586-739-4611 (Int'l)
E-Mail: info@toilets.com[™] Web Page: www.toilets.com[™]

When You Answer These Questions It Will Allow us to Serve You Better

Questions:

- Do you have a water source?
- Will you need an electric water pressure pump?
- Do you require showers?
- Will you need a water tank?
- How many people will use the lavatory (shower) facility daily?
- Will you need waste holding tanks?
- Are you able to hook-up to a sewer (mains) or septic tank?
- Do you have electricity available on site?
- Will you need hot water (110v. Hand Wash, 220v. Shower)?
- Do you require air conditioning?
- Will you require handicapped lavatory facilities?
- Will you be relocating the lavatory facilities?
- Do you have any space or size restrictions?
- Do you require a heated water hose for cold weather use? (25 or 50 foot Length)

Toilets.com™, Inc. featuring Porta John® Brand Products Ph. 800-521-6310 (US) Ph. 1-586-739-4611 (Int'l)
E-Mail: info@toilets.com™ Web Page: www.toilets.com™

800 and 4000 Series Comfort Stations & Showers



Toilets.com™, Inc. featuring Porta John® Brand Products Ph. 800-521-6310 (US) Ph. 1-586-739-4611 (Int'l)
E-Mail: info@toilets.com™ Web Page: www.toilets.com™



Model WCACS 800



Specifications

60" Front x 83" Long x 7'5" Tall
1.5m Front x 2.1m Long x 2.3m Tall
Ceramic Toilet & Sink
Translucent Roof
Privacy Lock – Clothes Hooks
Platform Mounted - Dual Walls
Non-Slip Vinyl Covered Floor - Mirror
Toilet Paper, Towel & Soap Dispensers
Starter Consumables
Ships Assembled

OPTIONS

Electricity – Hot Water – Waste Tank

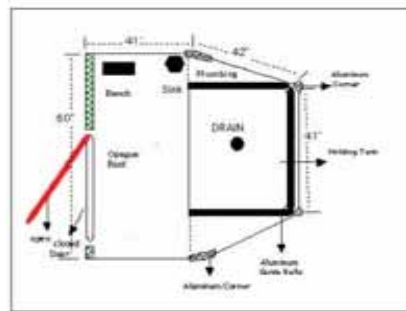
1/2" Composite Graffiti Resistant Walls



SCR 800



Top View



Specifications

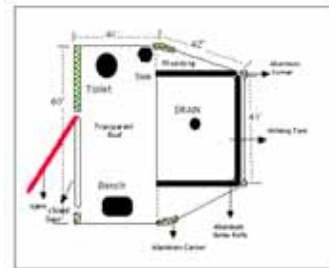
60" Front x 83" Long x 7'5" Tall
1.5m Front x 2.1m Long x 2.3m Tall
Shower & Curtain- Ceramic Sink
Towel & Clothes Hooks - Mirror
Privacy Lock - Shelf & Bench
Platform Mounted - Dual Walls
Non-Slip Vinyl Covered Floor
Ships Assembled

OPTIONS

Electricity – Hot Water – Waste Tank

No Longer Looks Like a Portable Toilet

Model SCRT 4000 – Model 800-2P EWS



Model SCRT 4000

Specifications

60" Front x 83" Long x 7'5" Tall
 1.5m Front x 2.1m Long x 2.3m Tall
 Shower & Curtain – Ceramic Toilet & Sink
 Toilet Paper, Towel & Soap Dispensers
 Mirror – Fold Down Bench - Privacy Lock
 Platform Mounted - Dual Walls
 Non-Slip Vinyl Covered Floor
 Starter Consumables
 Ships Assembled

OPTIONS

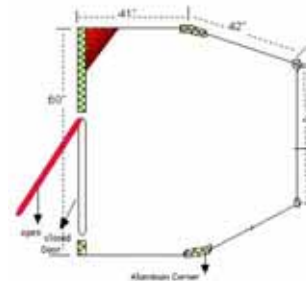
Electricity – Hot Water – Waste Tank



Model 800 2P EWS
 2 Person Eyewash Station



Eyewash Station Models



Specifications

60" Front x 83" Long x 7'5" Tall
 1.5m Front x 2.1m Long x 2.3m Tall
 Non-Slip Vinyl Floor
 Unrestricted Access Door

Options

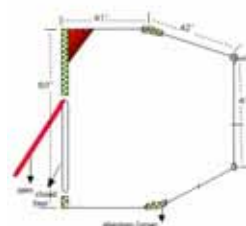
Electricity – Dump Valve
 Platform Mounted
 Gravity or Electric Eye Wash Unit

This unit is custom designed for the materials in each work place

Flat Floor Model WCAFF 800



Model WCAFF 800



Specifications
60" Front x 83" Long x 7'5" Tall
1.5m Front x 2.1m Long x 2.3m Tall
Translucent Roof
Ships Assembled
Options
Electricity
Platform Mounted

½" Composite
Graffiti Resistant Walls



No Longer Looks Like
a Portable Toilet

Toilets.com™, Inc. featuring Porta John® Brand Products Ph. 800-521-6310 (US) Ph. 1-586-739-4611 (Int'l)
E-Mail: info@toilets.com™ Web Page: www.toilets.com™

ADA Compliant Comfort Station

www.ADAToilet.com - www.HandicappedToilets.com



Single Stall ADA
SBADA 7777



Specifications

7' x 7' x 7.5'
2.1m x 2.1m x 2.3m

Steel Frame/Tine Ports
ADA Compliant

Options

Water & Waste Holding Tanks
Water Heater

Combination Shower/Toilet



Single Stall Shower
SBST 7777



Specifications

7' x 7' x 7.5'
2.1m x 2.1m x 2.3m

Steel Frame/Tine Ports
Shower Added

Options

Water & Waste Holding Tanks
Waterless Urinal
220v Tankless Water Heater

Toilets.com™, Inc. featuring Porta John® Brand Products Ph. 800-521-6310 (US) Ph. 1-586-739-4611 (Int'l)

E-Mail: info@toilets.com™ Web Page: www.toilets.com™

LavatoryBuildings.com

Patents Issued and Pending

Single Stall ADA Compliant Unisex Combination or Shower

Two Stall - 1 Women's & ADA Compliant, and 1 Men's Stalls

Three Stall - 1 Women's, 1 Unisex and ADA Compliant, and 1 Men's Stalls

Specialty Lavatory Buildings

www.LavatoryBuildings.com - www.PortableRestrooms.com - www.Toilets.com

General Specifications Stall See Following Pages for Dimensions

4" Steel Frame with Enclosed Steel Tine Ports for Easy Relocation

Ceramic Toilets - Ceramic Sink with Vanity - Plastic or Ceramic Water Saving Cisterns

Internal Plumbing

Automatic Shut-Off Water Faucets

Soap & Paper Towel Dispensers - Toilet Paper Holder- with Consumables

Mirror - Clothes Hooks - Waste Basket - Bench

Linoleum Floor Covering - Scuff Resistant, Non-Slip

Walls Constructed With Recycled Non-Porous ABS or FRP

1" Honeycomb & Foam Composite Internal Support

All Wall Edges and Corners are Aluminum Covered

Aluminum or Stainless Steel Fasteners

36" Reinforced Doors with Inside Lock & Outside Key Lock for Off Hours

Fire Extinguisher - Battery Operated Smoke Detectors

60 Amp Electrical Service (English or US) - Safety Lights - Automatic Exhaust Fan

Combination Air Conditioning and Heater Unit

Options

Water and Waste Holding Tanks - Water Pressure Pump System

Bidet - Macerator Lift Pumping System - Drinking Fountain

Toilets.com™, Inc. featuring Porta John® Brand Products Ph. 800-521-6310 (US) Ph. 1-586-739-4611 (Int'l)

E-Mail: info@toilets.com™ Web Page: www.toilets.com™



Specifications

14'3" Long x 7' Wide x 7'5" Tall
4.5m x 2.1m x 2.3m

Options

Water & Waste Holding Tanks
Shower or ADA Compliant Stall
Storage Area
Waterless Urinal - Bidet
Water Pressure Pump System
220v Tankless Water Heater
Coin Box
Baby Changing Station

Full Specifications for Lavatory Buildings are listed on page 47 of this document.

Specifications

15'4" Long x 7' Wide x 7'5" Tall
4.7m x 2.1m x 2.3m

Options

Water & Waste Holding Tanks
Shower or ADA Compliant Stall
Storage Area
Waterless Urinal - Bidet
Water Pressure Pump System
220v Tankless Water Heater
Coin Box
Baby Changing Station



Three Stall Lavatory Building



ADA Compliant Shell



Shower Stall

Call or E-mail for a quote and list of options.

Single and Multiple Stall Ground Level Buildings



Toilets.com™, Inc. featuring Porta John® Brand Products Ph. 800-521-6310 (US) Ph. 1-586-739-4611 (Int'l)

E-Mail: info@toilets.com™ Web Page: www.toilets.com™

Single Stall Comfort Stations

Patents Issued and Pending

Model SJSDCS 520 - Model SJSPCS 600

Model 4848E

Heavy Duty

Model 4848HD – Model 4848HDLD

www.ComfortStation.com - www.PortableToilet.com

www.PortableRestroom.com

"When a Portable Toilet is Not an Option"

General Specifications Stall

Ceramic Toilets - Ceramic Sink - Plastic or Ceramic Water Saving Cisterns

Internal Plumbing

Automatic Shut Off Water Faucets

Soap & Paper Towel Dispensers - Toilet Paper Holder - with Consumables

Mirror - Clothes Hooks - Waste Basket

Linoleum Floor Covering - Scuff Resistant, Non-Slip – or Wood Paneled Floor covering

Walls Constructed with Non-Porous FRP

½" Honeycomb for Internal Support

All Wall Edges and Corners are Aluminum Covered

Aluminum or Stainless Steel Fasteners

Model 4848 all have 36" Reinforced Doors with Inside Lock & Outside Key Lock for Off Hours

Models 520 & 600 have Double Aluminum - Corners Translucent Roofs

Battery Operated Smoke Detectors

45 Amp Electrical Service - Safety Lights - Automatic Exhaust Fan

Options

Water and Waste Holding Tanks - Water Pressure Pump System Bidet -

Macerator Lift Pumping System - Waterless Urinal

Toilets.com™, Inc. featuring Porta John® Brand Products Ph. 800-521-6310 (US) Ph. 1-586-739-4611 (Int'l)

E-Mail: info@toilets.com™ Web Page: www.toilets.com™

Single Stall Comfort Stations

Patents Issued and Pending



Toilets.com™, Inc. featuring Porta John® Brand Products Ph. 800-521-6310 (US) Ph. 1-586-739-4611 (Int'l)

E-Mail: info@toilets.com™ Web Page: www.toilets.com™

Single Stall Comfort Stations

www.ComfortStations.com

Patents Issued and Pending



Model 4848HDLD
1" Walls



Vinyl Floor - Bidet - Water
Pressure Pump



Wood Laminate Floor

Specifications

48" x 48" x 90"
1.2m x 1.2m x 2.3m

Options:

Water or Waste Holding Tank
300 Gallon Holding Tank (1200 Liter)
Water Pressure Pump
Water Heater
Air Conditioning
Bidet



Model 4848E
½" Walls



Exterior ½" Walls



Indoor or Outdoor

Specifications

48" x 48" x 90"
1.2m x 1.2m x 2.3m

Options:

Water or Waste Holding Tank
300 Gallon Holding Tank (1200 Liter)
Water Pressure Pump
Water Heater
Bidet

Sani Jon® Comfort Station

Model SJSDCS 600 and Model SJSPCS 520

www.ComfortStation.com - www.PortableRestrooms.com

Patents Issued and Pending



Toilets.com™, Inc. featuring Porta John® Brand Products Ph. 800-521-6310 (US) Ph. 1-586-739-4611 (Int'l)

E-Mail: info@toilets.com™ Web Page: www.toilets.com™

Sani Jon® Comfort Station

Models SJSDCS 600 and Model SJSPCS 520

www.ComfortStation.com - www.PortableRestrooms.com

Patents Issued and Pending

Specifications

44" x 44" x 89"
1.1m x 1.1m x 2.2m

HDPW Plastic Construction

Options

Water or Waste Holding
Tank Water Pressure Pump -
Bidet



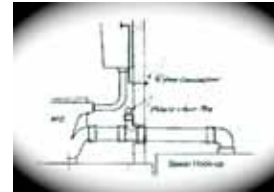
Model SJSPCS 600



Interior View



Interior Labeled View



How It Works

Specifications

44" x 44" x 89"
1.1m x 1.1m x 2.2m

HDPW Plastic Construction

Options

Water or Waste Holding Tank
Power Water Pressure Pump
Bidet



Model SJSPCS 520



Interior View



Interior Labeled View



How It Works

Toilets.com™, Inc. featuring Porta John® Brand Products Ph. 800-521-6310 (US) Ph. 1-586-739-4611 (Int'l)

E-Mail: info@toilets.com™ Web Page: www.toilets.com™

EZ Hook Up for Water Source & Waste Disposal



Holding Tank
and Garden Hose
Connection



Holding Tank with Pressurized Water Tank

Issued and Pending Patents



Sewer or
Septic Tank
Hookup

ADA Compliant – Ground Level – Fresh Water Flush and Hand Wash
Lavatory Buildings are Easily Relocated for Use in Disaster Planning

All the Comfort Stations can be plumbed to a sewer or septic tank, if available. If not available, we offer options including encapsulated or regular water and waste tanks and water pressure pumps.

Toilets.com™, Inc. featuring Porta John® Brand Products Ph. 800-521-6310 (US) Ph. 1-586-739-4611 (Int'l)

E-Mail: info@toilets.com™ Web Page: www.toilets.com™

The First Objective of our Comfort Station is to Provide a Satisfactory Restroom Experience

- Our larger individual stalls allow a more private, positive lavatory experience much preferred in today's airport-pat-down world.



Men' Stall Waterless Urinal



Combination Women's and
Handicapped Stall



Combination Women's and
Handicapped Stall With
Baby Changing Station



Comfort and Mobility



Works for Everyday Use – Large Events – Natural Disasters
Public Places – Industrial Work Places - Government Offices
Public Parks – Resorts